

Getting started guide to SafeTrx Flotilla Event for The Sydney Harbour Challenge 2023

Prepared for:

Aocra



BEFORE RACE DAY

Steerers **ONLY** to download the AVCG SafeTrx Mariner version 2018.1.1 or greater for Android and iOS, supporting the SafeTrx Flotilla Event functionality. This is a 30 megabyte download so best done on Wi-Fi if available, from either of:

<https://itunes.apple.com/au/app/coast-guard-safetrx/id593533127>

Statement of Confidentiality

The contents of this proposal and any attachments are confidential and are intended solely for addressee. The information may also be legally privileged. This transmission is sent in trust, for the sole purpose of delivery to the intended recipient. If you have received this proposal in error, any use, reproduction or dissemination of this proposal is strictly prohibited. If you are not the intended recipient, please immediately notify the sender by reply e-mail or phone and delete this proposal and its attachments, if any.

<https://play.google.com/store/apps/details?id=safetrx.avcg>

Once installed, please click on the “Register” button on the login screen to create an account and proceed to enter the required information for your account and your vessel(s). See FAQ’s on the following pages for detailed instructions.

RACE EVENT

The Sydney Harbour Challenge is on Saturday 25 February 2023

3 x event codes for participants: SHCMIX23, SHCWOM23, SHCMEN23

3 x event codes for safety boats: SHCMIX22-SAFE, SHCWOM22-SAFE, SHCMEN22-SAFE

Event URL for tracking:

Mixed Event

<https://flotilla.safetrxapp.com/events/aocra/shcmix23>

Womens event

<https://flotilla.safetrxapp.com/events/aocra/shcwom23>

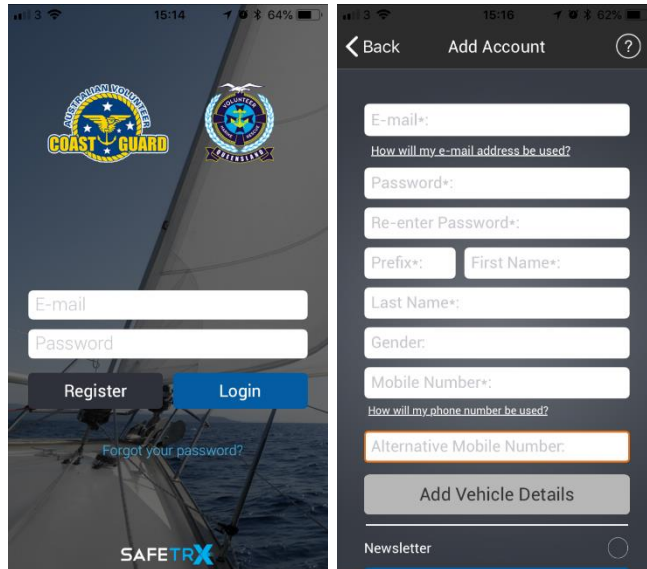
Mens Event

<https://flotilla.safetrxapp.com/events/aocra/shcmen23>

FAQ’s

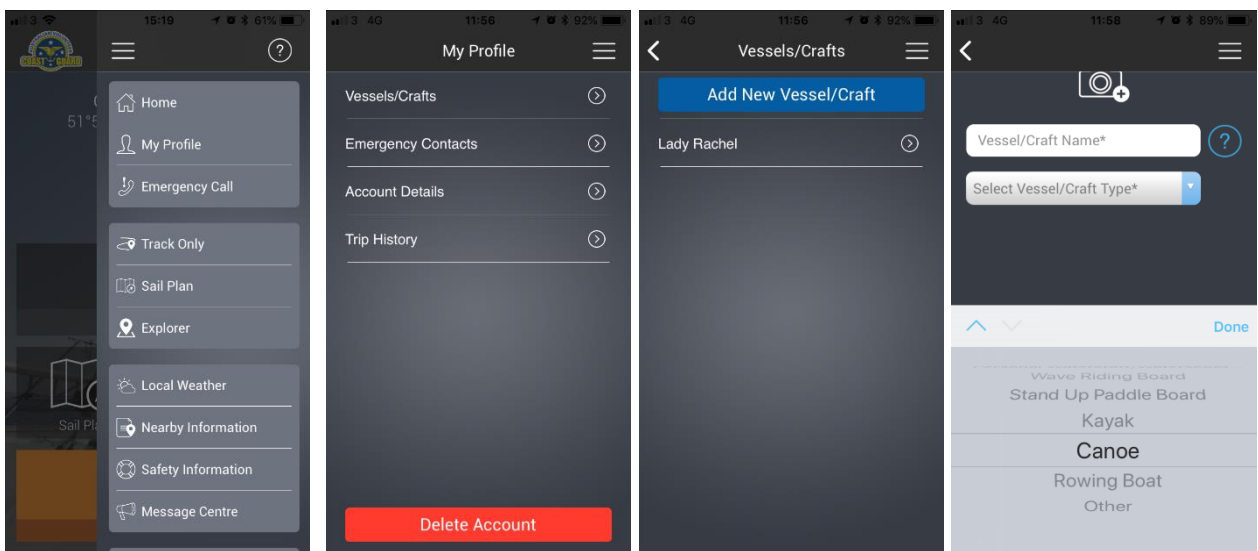
How to create your SafeTrx account on the smartphone app

Create your account by registering an email address and password and complete the mandatory fields (first and last name, address, etc.).



How to create vessel(s) in your SafeTrx account

Select the 'Vessels/Crafts' menu in the 'My Profile' screen and add the necessary details to create and save your vessel(s).

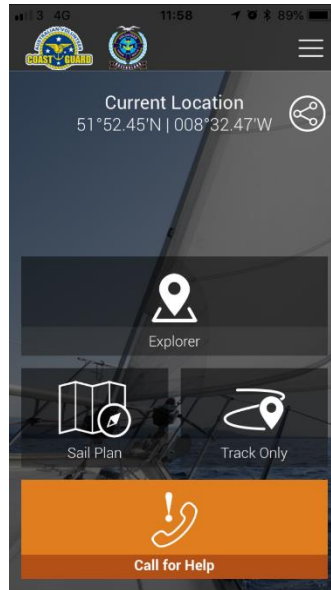


What does 'Group Event Code' mean on the Track Only screen?

The SafeTrx Group Event code allows your trip to be tracked as a participant in a race (competitor or safety boat). The event code will be supplied by the race organiser and once entered your live track will be publicly available on the Flotilla Event website for the race.

How to start a Track Only trip on AVCG SafeTrx so that you can enter your 'Event Code'

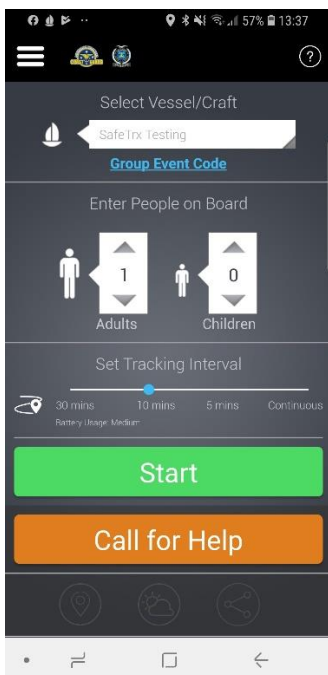
Tap the 'Track Only' icon on your AVCG SafeTrx app to start a track only trip.



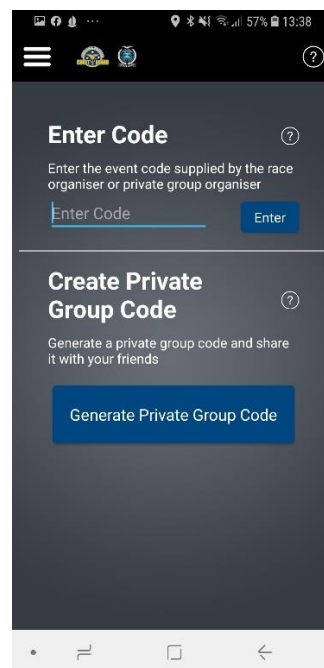
How can I enter the Flotilla Event code?

For android click on the 'Start tracking' screen and tap on the 'Enter Flotilla Event Code' link and enter the event code supplied to you by the event organiser. For iOS click on 'Group Event Code' and under 'Enter Code' enter the code supplied to you by the event organiser. Codes are event specific. Please see the below screenshots.

Entering Flotilla Event code on Android:

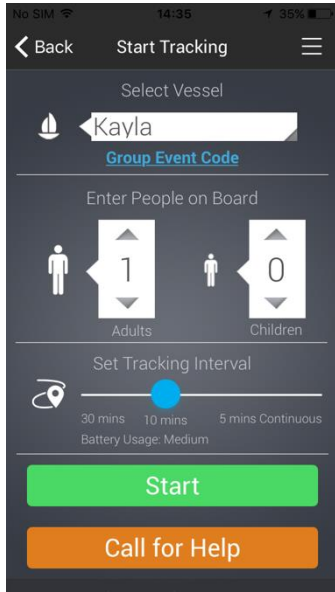


Click on 'Group Event Code'

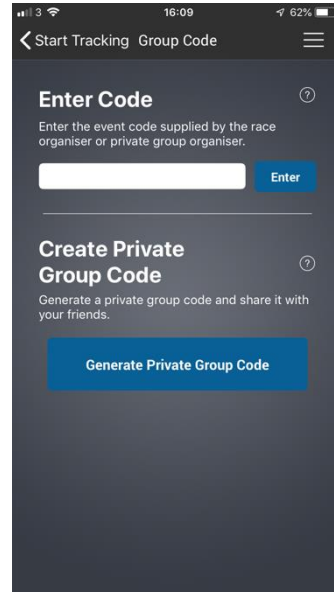


'Enter Code' supplied by the event organiser

Entering Flotilla Event code on iOS:



Click on 'Group Event Code'



'Enter Code' supplied by the event organiser

When you have entered the code tracking will start and your vessel will be visible here -

Mixed Event

<https://flotilla.safetrxapp.com/events/aocra/shcmix23>

Womens event

<https://flotilla.safetrxapp.com/events/aocra/shcwom23>

Mens Event

<https://flotilla.safetrxapp.com/events/aocra/shcmen23>

NOTE: You **MUST** name your crew as the team you have registered for this race.

- Noosa Senior Master Women will be **Noosa SMW**
- Cronulla Open Men will be **Cronulla OM**

Where do I get the Flotilla Event Code?

If the event organiser is using SafeTrx Flotilla Event for the race, they will provide the event code along with instructions to participants.

What Tracking Interval should I use?

For the Sydney Harbour Challenge you should use the **continuous** interval.

Who can see my location if I enter a Flotilla Event Code?

If you enter a valid event code and press 'Start', the position will be shared on a publicly available SafeTrx Flotilla website.

How much of my information is shared on the SafeTrx Flotilla website?

Your vessel name, time of last recorded position, position co-ordinates, speed and your name are visible at the SafeTrx Flotilla website.

What if I enter the incorrect 'Flotilla Event Code'?

If you enter the incorrect event code, your position will not be shared on the publicly available website.

What version of SafeTrx is Flotilla Event available on?

Only AVCG SafeTrx Mariner app versions 2018.1.1 or greater for Android and iOS support the SafeTrx Flotilla Event functionality.

RACE DAY PREPERATION

1. Make sure your phone is **fully charged**.
2. If you can, use a **backup battery** and attach it to the phone to extend the battery life.
3. For iPhone use the new Apple iOS feature to check the max capacity of the iPhone. If maximum capacity of iPhone is <60% then you will need to run SafeTrx in 10-minute mode if you don't have a backup battery. If maximum capacity of iPhone is >60% then you will run SafeTrx in continuous mode.
4. Make sure all other **data logging** applications (such as Strava etc.) are **deactivated**.
5. Make sure the phone has a clear and unobstructed view of the sky and land before beginning the race. This will allow the phone to get a lock on the GNSS satellites and the nearest cell tower.
6. On Android phones, check that **GPS settings** are adequately set:
 - a. On some Android devices such as 'Huawei' models, there is a battery optimisation setting that can affect location tracking. If this setting is applied, it closes applications when the phone screen is locked. The idea behind this feature is to save battery on the phone, but in doing, closes the app so that it can't get a GPS position or send a position. The setting can vary per phone manufacturer, but the following URL is guideline on how to check and change this setting: <https://club.hihonor.com/in/honor8.275/learn-how-to-stop-applications-to-close-after-screen-lock-.12525>
 - b. Some Android phones have other setting that prevents apps running if the app is pushed to the background. The location of this setting can vary per phone manufacturer, but typically it can be found in the 'Settings' section of the phone, under 'Battery' and choose 'Launch'. If you locate the SafeTrx app in this section, there is a 'Run in background' option, please ensure that it's checked on.
 - c. Please also ensure that the 'Locating Method' is set to 'High Accuracy'. This can be done by going to the phone's Settings section, choosing 'Connections', then 'Location' and then 'Locating Method'.
7. If racers are heading from W->E, then the phones should be in the chest area in waterproof plastic pouch.
8. Do not put another electronic tracker in the same waterproof pouch.
9. **Turn down brightness** on the device.

10. **Switch off** WiFi and Bluetooth.
11. Event participants should make sure that their data subscription is topped up.
12. If participants are testing the app before the event begins, they must remember to start a new trip before the event commences.